



**Extreme CCTV**<sup>®</sup>  
SURVEILLANCE SYSTEMS



**WZ**series<sup>™</sup>

Powered by Extreme CCTV

[www.ExtremeCCTV.com](http://www.ExtremeCCTV.com)

# WZseries Powered by Extreme CCTV | FROM THE MAKERS OF THE WORLD'S FINEST NIGHT VISION

The WZseries, powered by Extreme CCTV, represents an evolution of technical advances that has spanned a decade.

In its early beginnings, the WZseries delivered smart, tough and practical surveillance solutions for important security projects across the globe. Today, the WZseries builds on its field-proven line by introducing a new family of Integrated Day-Night™ bullet cameras.

Rich with the heritage of the world's finest night vision, the WZseries constitutes a suite of surveillance solutions that is an impeccable combination of performance, reliability and value.



## WZseries Powered by Extreme CCTV

# Featured Integrated Day-Night™ Bullet Cameras | NIGHT VISION YOU CAN TRUST

The WZseries of Integrated Day-Night™ bullet cameras adhere to the strict night vision performance standards established by Extreme CCTV engineers. Building on a tradition of performance, reliability and value, the WZseries bullet cameras deliver night vision you can trust.



## WZ14

### | Integrated Day-Night™ Bullet Camera

- 1/3" Sony SuperHAD CCD
- 3.7mm fixed lens
- 12 LEDs for 25ft (~8m) of active-infrared night vision



## WZ16

### | Integrated Day-Night™ Bullet Camera

- SuperHAD 1/3" CCD w/ 520 TVL
- 4-9mm varifocal lens with IR-Cut mechanical filter
- 18 LEDs for 60ft (18m) active-infrared night vision



## WZ18

### | Integrated Day-Night™ Bullet Camera

- 550 TVL SuperHAD 1/3" CCD w/ mechanical filter technology
- 3-12mm lens w/ external controls
- 100ft (30m) IR range for high performance night vision to 65ft (20m)



## WZ20

### | Integrated Day-Night™ Bullet Camera

- 550 TVL 1/3" LXR CCD w/ mechanical filter technology
- 5-50mm IR-corrected lens w/ external controls
- 300ft (90m) IR range for high performance night vision to 150ft (45m)

WZseries Bullet IDN™ cameras include limited one year advance replacement guarantee.

# Featured Integrated Day-Night™ Bullet Cameras

# WZseries Dome Cameras | BUILT FOR THE TOUGHEST ENVIRONMENTS

The Rugged-Eye® line represents the toughest dome cameras available today. Backed by a 5-Year Unbreakable Guarantee, Rugged-Eye® cameras are designed specifically for vandal-prone environments including schools, prisons and public areas.

All WZseries Rugged-Eye® domes share the following features:

- 5-Year Unbreakable Guarantee
- Vandal-resistant housing
- 1/3" CCDs with precision optics up to 600TVL
- Performance in indoor and outdoor environments
- Sealed for extreme weather durability
- Video Patch Lead for local confirmation on portable LCDs
- CSA / UL certified for electrical safety

Performance | Reliability | Value



### WZ30

#### | Rugged-Eye® Surface Mount Compact Dome


A compact, 3" surface mount dome versatile enough for almost any general surveillance application. Includes 2.9mm, 3.6mm and 6mm lenses.



### WZ31 | WZ33

#### | Rugged-Eye® Wireless Domes

RF-integrated domes capable of wireless transmission via a 2.4GHz transmitter/receiver. Ideal for "impossible cable jobs."



### WZ32

#### | Rugged-Eye® Flush Mount Compact Dome


A compact, 3" flush mount dome ideal for low-profile, general surveillance applications. Includes 2.9mm, 3.6mm and 6mm lenses.



### WZ46

#### | Rugged Eye® Surface Mount Dome

A surface mounted 4" dome camera ideal for a variety of vandal-proof surveillance applications. Available with varifocal 4 - 8mm auto-iris lens. Conduit compatible.



### WZ47

#### | Rugged Eye® Flush Mount Dome

A flush mounted 4" dome camera with low-profile design ideal for vandal-proof surveillance applications that require good aesthetics. Available with varifocal 4 - 8mm auto-iris lens.



### WZ49

#### | Conical No-Grip® Dome

A Conical No-Grip dome camera, designed to be virtually impossible to grip, hang from or tear off a wall. Available with varifocal 4 - 8mm auto-iris lens.

# WZseries Dome Cameras

# WZseries Infrared | INDUSTRY-LEADING PRODUCT RELIABILITY

Drawing from Extreme CCTV's world-leading night vision expertise, the WZseries line of infrared products enable 24/7 performance for important security projects across the globe.



## WZ5

### Critical Entry | Exit Night Vision

- Integrated camera and infrared illumination
- Positioned for facial recognition at light switch height
- Innovative compact design allows views along walls
- US Patent pending



## WZ8L

### Electrical Box Night Vision


- Discreet "In-Your-Face" surveillance
- 24/7 Night Vision performance to 30+ft (9+m)
- All-in-one design with quick and easy installation
- Indoor or outdoor performance



## WZ12L

### Compact Cube IR Illuminator

- Instant 24/7 capability for most b/w cameras
- Attractive, compact cast aluminum design
- 42 LED array for Night Vision operability
- All-Weather performance

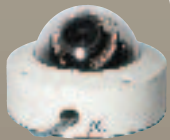


## WZ30L

### Rugged Eye® Dome Infrared Illuminator

- 30 LED array for Night Vision effectiveness
- Industry-leading 5-Year Unbreakable Guarantee
- Weatherproof housing


# WZseries Infrared



### WZ46N

#### Rugged-Eye® Night Vision PTT™ Dome Camera

- High resolution 1/3" Sony CCD, 600 TVL
- Omega-LED™ geometry, no internal reflection
- Up to 40ft (12m) Night Vision in zero lux
- -50°C to +50°C (-58°F to +122°F)



### WZ46ZN

#### Color / B/W Night Vision PTT™ Dome Camera


- New 1/3" Sony CCD, color switching to b/w
- Color during day, switching to monochrome at night
- Up to 40ft (12m) Night Vision, photocell-controlled
- Fixed or varifocal, auto-iris lenses



### WZ49N

#### Conical No-Grip® Night Vision PTT™ Dome Camera

- CNG® virtually impossible to grip or hang from
- High resolution 1/3" Sony CCD, 600 TVL
- Up to 40ft (12m) Night Vision in zero lux
- -50°C to +50°C (-58°F to +122°F)



### WZ49ZN

#### Conical No-Grip® Night Vision, Color / B/W Camera

- CNG® design free of anchor points
- New 1/3" Sony CCD, color switching to b/w
- Omega™ LEDs for 40ft (12m) Night Vision in 0 lux
- Varifocal, auto-iris lenses

**Integrated Day-Night™ Domes**



At schools and campuses around the world, WZseries has proven itself as the toughest vandal-proof cameras available. All Rugged Eye® domes are backed by a Five-Year Unbreakable Guarantee and outstanding optics for the best value in the industry.

WZseries domes provide smart, tough and practical surveillance for prison projects around the world, including two notorious sites in Brazil and Iraq. Photocell-controlled Omega LEDs™ eliminate internal reflections, delivering daytime color and 40ft (12m) night vision.

Government sites, from defense base barracks to national embassies, entrust WZseries cameras for day and night surveillance at select locations. WZseries delivers the best overall performance for important security projects.

WZseries™ is a division of Extreme CCTV Inc. All of the proprietary designs shown are developed by WZseries™ and Extreme CCTV® engineers in England, Canada and the USA and are protected by international patent law where applicable. CNG® - Conical No-Grip has US Patent Pending status under license from Extreme CCTV Inc. WZseries™ is a trademark of Extreme CCTV Inc. CNG® - Conical No-Grip is a registered trademark of Extreme CCTV®. Rugged-Eye® is a registered trademark of

Extreme CCTV Inc. Pan-Tilt-Twist™ and PTT™ are trademarks of Extreme CCTV Inc. Extreme CCTV® is a registered trademark of Extreme CCTV Inc. OEM private label products are also available to select partners. Global engineering support is available by fax, email and telephone. Specifications and performance charts available to security professionals. Specifications are subject to change without notice. WZseries products are sold through professional security providers.

WZseries™ - A Division of Extreme CCTV Inc.



**Corporate Headquarters**  
**Extreme CCTV Inc.**

3021 Underhill Avenue  
Burnaby, British Columbia  
Canada V5A 3C2  
Toll Free: 1.888.409.2288  
Tel: +1.604.420.7711  
Fax: +1.604.420.3300  
Email: Sales@ExtremeCCTV.com

**European Operations**  
**Derwent Systems Ltd.**

A Division of Extreme CCTV (UK) Ltd.  
Colbourne Crescent, Nelson Park  
Cramlington, Northumberland  
United Kingdom, NE23 1W8  
Tel: +44 (0) 1670 730 187  
Fax: +44 (0) 1670 730 188  
Email: Sales@DerwentCCTV.com

**USA Operations**  
**Extreme CCTV Inc.**

3888 Sound Way  
PO Box 9754  
Bellingham, WA 98226  
USA

**Barbados Operations**  
**Extreme CCTV International Inc.**

Palm Court, 28 Pine Road  
Belleville, St. Michael



Copyright © 2007 WZseries™. Printed in Canada.

www.ExtremeCCTV.com