

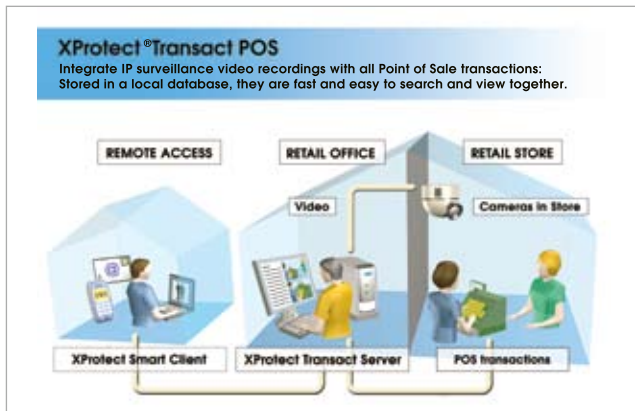
# Milestone XProtect Transact

Improves profit margins with fraud detection that integrates POS or ATM data with digital video images of the transactions.

XProtect Transact from Milestone Systems is a powerful tool to search and view transaction data that is time-linked with video recordings of the transaction activities. It is an add-on product that takes advantage of the advanced functionality of XProtect Basis+, Professional or Enterprise – the leading open platform IP video software on the market today. Together, you get a total solution to handle your video surveillance for protection against theft, and integration with transactions for clear evidence of fraud or errors.

## VIDEO PROOF OF SUSPECT INCIDENTS

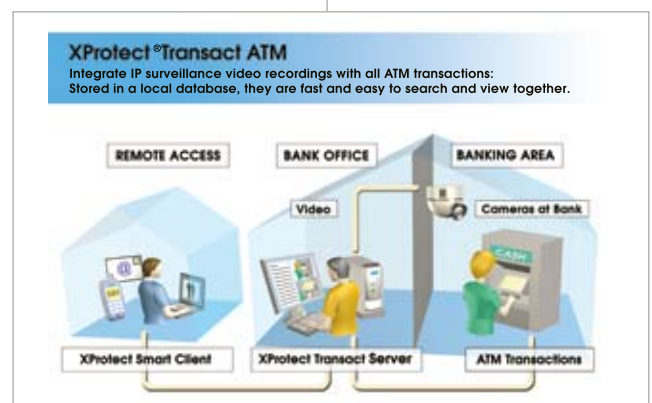
Retailers and banks no longer have to search separate results from transaction systems and videotape surveillance to find evidence of fraud. XProtect Transact provides a powerful tool for determining fraud by integrating digital video surveillance images with Point Of Sale or Automatic Teller Machine transaction data. Any designated person can quickly and easily track suspicious transaction details with the corresponding video images to determine the cause of exceptions.



## GAIN MONEY ON THE BOTTOMLINE

By managing the problems of fraud and theft proactively, the number one cause of financial loss can be reduced significantly. Suspicious transactions often are not innocent human error, but a systematic skimming of cash and profits. Networked video surveillance deters and resolves shoplifting, and XProtect Transact combines it with your transaction data to handle internal fraud, as well. Banks use it for surveillance of Automatic Teller Machine transactions.

*Video recordings linked with each transaction provide evidence for determining fraud.*



XProtect Transact can provide answers to questions like:

- ◆ Did the employee enter the right amount for the products visible on the counter?
- ◆ Were all the items scanned at the register?
- ◆ Was a returned item handled properly?
- ◆ Was the employee discount given to a friend?
- ◆ If a stolen card was discovered to be in use, what did the customer look like?

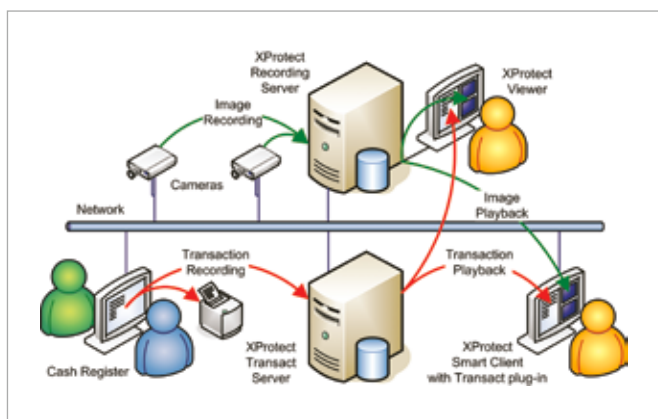


# Milestone XProtect Transact

XProtect software is designed with open architecture, which lets you choose from the leading manufacturers' hardware.

## FLEXIBLE AND USER FRIENDLY

XProtect Transact is simple to set up using the administration application. The built-in editor makes it very easy to filter out printer codes that are included in captured data from the serial cable between the register and its printer. With a graphical user interface for all functions, users can choose which cash register/ATM and camera views they wish to see, and create preset screen views for quick references to the system.



## PRODUCT FEATURES:

- ◆ Support for high resolution digital quality images
- ◆ Transactions are time-linked with video images of each register or ATM
- ◆ Transactions are displayed simultaneously with camera recordings
- ◆ Fast search on transactions by register/ATM, camera, date, time or free text
- ◆ Display multiple registers/ATMs and cameras in one view
- ◆ Intuitive editor filters out printer escape codes received from serial devices
- ◆ Affordable add-on software to XProtect Basis+, XProtect Professional and XProtect Enterprise
- ◆ Operates locally via XProtect Basis+, XProtect Professional and XProtect Enterprise Recordings Viewer, or remotely via XProtect Enterprise Smart Client as a plug-in
- ◆ Integrates with transaction system via an open interface supporting serial server, serial cable or IP connection
- ◆ Compatible with any RS232 serial ASCII data source
- ◆ Client/Server based architecture using HTTP or TCP directly for communication
- ◆ Transaction data stored in SQL database

## EASY SEARCH AND FIND

One or more camera images are shown on screen at the same time as transaction receipt data. Click on transaction lines for linked video images, or click on images for transaction data. Search by date, time, transaction, register or ATM, also by free text. Scrolling transaction lines or images steps you through the event sequences.

*The Smart Client screen shows how the integrated transaction data from the POS system is combined with the camera images for viewing the business activities, linked by time and date. Transactions can be sorted for reports or searched by any type you wish to configure in your company's security installation.*



## MINIMUM SYSTEM REQUIREMENTS:

### XProtect Transact Server:

**CPU:** Intel P4 or compatible, minimum 2.4 GHz  
**RAM:** Minimum 512 Mbyte  
**Network:** Ethernet (100 Mbit recommended)  
**OS:** Windows XP Professional or Windows Server 2003  
**Software:** .Net framework required

### XProtect Transact Client (Smart Client plug-in or Viewer):

**CPU:** Intel P4 or compatible, minimum 2.4 GHz  
**RAM:** Minimum 512 Mbyte  
**Network:** Ethernet (100 Mbit recommended)  
**Graphics Card:** AGP or PCI-Express, minimum 1024 x 768  
**OS:** Windows XP Professional  
**Software:** .Net framework required (Smart Client only)