



SuperLED

- ▶ Solid State LED Illuminator
- ▶ Long Life > 5 years
- ▶ Illumination to 250m/820ft
- ▶ Range of Beam Patterns
- ▶ Semi Covert at 850nm, Covert at 940nm
- ▶ Robust, Industrial Strength Design & Construction
- ▶ Suitable for Internal & External Use

PRODUCT DESCRIPTION

A supercharged, high-performance illuminator which uses high efficiency LEDs to maximise Infra-Red output, using only the minimum of power.

SuperLED requires only 140W to deliver evenly distributed Infra-Red light to distances of 250m/820ft, meaning it can outperform all other LED illuminators available on the market today.

With its low power consumption and a LED life well in excess of 5 years, SuperLED delivers real savings for the user in terms of maintenance and running costs.

A&E SPECIFICATION

Please contact Derwent for a full A&E specification.

APPLICATIONS

External

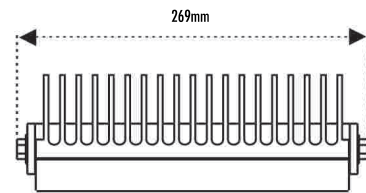
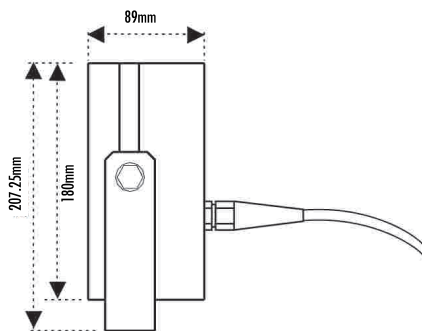
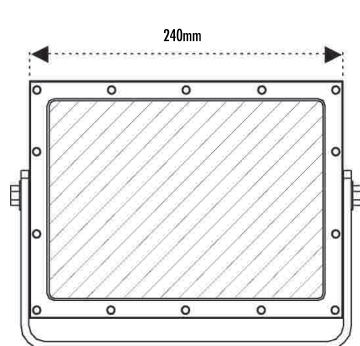
- ▶ Wide open spaces
- ▶ City centres, parks & public areas
- ▶ Perimeter protection
- ▶ Airports
- ▶ Car parks
- ▶ Military
- ▶ Ports



Internal

- ▶ Warehouses
- ▶ Factories
- ▶ Offices
- ▶ Sports halls & arenas





Note: All dimensions in millimetres.

TECHNICAL

SELECTION GUIDE

Order Part No.	Beam Angle	Wavelength	Illumination	Achievable Distance	HFOV
SuperLED 10/850	10°	850nm	Semi-covert	250m/820ft	44m/144ft
SuperLED 20/850	20°	850nm	Semi-covert	175m/575ft	62m/203ft
SuperLED 30/850	30°	850nm	Semi-covert	115m/377ft	62m/203ft
SuperLED 60/850	60°	850nm	Semi-covert	55m/180ft	62m/203ft
SuperLED 20/940	20°	940nm	Covert	110m/360ft	39m/128ft

Note: Distance achievable will depend upon the Infra-Red characteristics of CCD camera and lens.

ILLUMINATOR SPECIFICATION

LED Array	Current controlled by a dedicated Derwent PSU
No. of LEDs	560
Consumption	140W nominal on full power (external applications) 80W nominal on low power (internal applications)
Average Life	> 5 years
Temperature Range	+50°C (122°F) to -50°C (-58°F) max on full power
Construction	Robust, aluminium extrusion with acrylic front window
Dimensions	269 x 207 x 89mm
Colour	Black anodized heat sink with red acrylic front facia
Weight	4.7 kg
Cable Length	Supplied with 4m (13ft) of connecting lead
Bracket	Wall mount bracket included

POWER SUPPLY SPECIFICATION - PSU-SUPERLED INCLUDED

Input	85 – 265Vac (switch mode PSU)
Output	17V @ 5.6 A
Photocell	Automatic ON/OFF photocell included
Construction	Cast aluminium
Colour	Grey (RAL 7035)
Dimensions	280 x 180 x 100mm
Weight	3.8kg

CERTIFICATES & COMPLIANCE

Contact Derwent for full details

Dealer/Distributor

Europe/Africa/Middle East contact:
 Derwent Systems Ltd
 Tel: +44 1670 730187
 Email: sales@DerwentCCTV.com
 Web: www.DerwentCCTV.com

North & South America/Asia contact:
 Extreme CCTV
 Tel: + 1 604 420 7711
 Email: sales@ExtremeCCTV.com
 Web: www.ExtremeCCTV.com